

brunner ::

NEW
MIX
DAYS

NEW PRODUCTS

NEW PRODUCTS

halm	10
cellular	14
ray	20
ray table	24
ray lounge	30
crona light	32
crona light bar	38
crona felt	40
crona lounge	42
magna	44
timber	50
team	52
fina fold	54
artemo	56
pheno	58
hero plus	60
4more	62
Technical	64
Information	

HALM

WOOD MEETS PLASTIC



Learn more on **PAGE 10**

CELLULAR

WORK MEETS SPACE



Learn more on **PAGE 14**

RAY

SCOPE MEETS FOCUS



Learn more on **PAGE 20**

CRONA LIGHT

UNIQUE MEETS DIVERSITY



Learn more on **PAGE 32**

NEW
MIX
DAYS

The workplace of the future? We have always been motivated to actively shape it, as we like to meet challenges and solve problems – preferably those of the future – where conventional workplaces continue to disintegrate and develop into something new. Borders are becoming blurred, disciplines are combining and flexibility is more important than ever. Working processes are becoming increasingly interactive and digitised. And the DNA in this changing world is the same as that in our intelligently designed contract furniture and modular systems, as they integrate opposites, combine differences and break down barriers. Anything becomes possible – a seamless transition from concentrated individual work to interactive teamwork. A playful alternation between standing and sitting. An easy-going conversation in formal conference areas. A clear design language in the midst of lively creativity. Widely differing materials and requirements that are united in our products and systems. That is the new mix – these are the:

New Mix Days. By Brunner.

HALM

JEHS + LAUB



halm – the perfect proof that opposites attract. Where wood meets plastic. Where natural materiality meets clear design. Where traditional craftsmanship meets innovative manufacturing technology. And there are two more things that meet: your body and perfect sitting comfort.



TWO THINGS IN ONE.

Practical chairs often have practically no design, but halm is changing all that. An extraordinary mixture of fine wood and practical plastic speaks an organic, clear design language. But as it isn't simply too beautiful to be true, it is the ideal furnishing solution for all requirements in the hospitality and care sectors. It is easy to clean and offers dirt and germs practically no gaps to cling to. All the better for highlighting the six harmonious colours that can be optimally combined with one another. Whether lava, rust or clay, without padding or with armrests – its invisible square-tube frame makes every variation of halm robust and long-lasting. The only thing more durable is the impression that halm leaves behind it.

For our latest innovation
in plastic we are relying
on wood.



The amazing thing about halm is its practically seamless transition from solid wood to plastic. This design makes it the perfect solution for use in public spaces – as dirt or bacteria have no place to settle on it.

CELLULAR

ARCHIRIVOLTO



cellular is redefining the way we work: it's modular, combinable and just wonderful. The well-thought-out design makes it easier to concentrate. Or to cooperate. First think, then talk. Or the other way around. Or both at once. Welcome to the smallest open-plan office in the world.



FOR AN OFFICE THAT'S ANYTHING BUT ROUTINE.

The new cellular fits into any location – and can even grow to meet new challenges if needed, as the amazing feature of these modular working cells is their versatility. Beginning with the broad range of colours, which offer interior designers a great many creative possibilities, the modules can be either deployed to create a private sphere in a large area or provide a space for lively conversation. They are both a place to retreat and concentrate and a starting point for communicative interaction. This versatility also has an impact on the surroundings. Whether open working areas, lounge and waiting areas, or even libraries – they all benefit from using these intelligently designed modules.

Room for ideas – with edges and curves.





The 60° angle of the modules makes it easy to flexibly arrange the cells to suit changing requirements, transforming empty spaces into accomplished interior design.





THE SUM OF ITS PARTS.

The cellular system is as versatile as the range of its applications and the bandwidth of its modules – from workspace to relaxed waiting area. Whether for one, two or more people – for peace and quiet or for dialogue. The intelligent design provides a broad range of options between standing and sitting.

RAY

JEHS + LAUB



ray is a combination of firmness and softness – all in one chair. An aluminium connection between the foot and the seat gives you a completely new form of mobility. Solid, yet graceful. Firm, yet so soft. For meetings, telling stories – or for thinking.




A MOVING EXPERIENCE.

Like the cantilever ray, the new ray also sets new standards for conference areas – but this time as a conference chair. It not only combines the elastic seating sensation and the dynamic character of its predecessor, it also provides completely new forms of flexibility. The rotatable seat seems to float above an elegant die-cast aluminium frame, which houses an innovative movement mechanism. It bounces, sways and provides an open view of the room in all directions – ray is a moving experience, even at long meetings.



The linchpin
of every conference.





The joint with its optionally integrated, automatic return mechanism gives the rigid die-cast aluminium a flexible function.

RAY TABLE

JEHS + LAUB



It feels like sitting at more than just a table – it's more like a place with a history. And this is not a place where just people come together, but also the answers to more requirements than you ever thought you could expect – of a table, that is. You feel like you're sitting at a round table – or a square table – a truly remarkable experience.





A team that works even better together than it looks. These members of the ray family transform conference rooms into comfort zones – and comfort zones into conference rooms.

Complements
the room – reduced
to the essentials.





GREAT LOOK: INVISIBLE HIGHLIGHTS.

The ray table system is a smart conference all-rounder that clearly resonates with the know-how and experience of the ray family. Its lean design conceals ideas that you would more likely expect in products made of far heavier material. The thin-walled die-cast aluminium table legs hide cables that run invisibly through the inside of the subframe – without compromising on stability or design. Whether you prefer the more angular shape or the superellipse, oak or walnut – the slim, bevelled edge of the tabletop always perfectly rounds off the ray table.

And because it looks so good, it combines outstandingly with existing classical designs such as ray or the A-Chair.



A PLACE FOR INSPIRATION.

The ray table system is an excellent place to exchange ideas. Whether as a circle, a quartet, at an angular, rectangular or curved table – with the ray table system you are always well connected – with both media and colleagues.

RAY LOUNGE

JEHS + LAUB

Before you even sit down to read in it, ray lounge has already read your needs. It knows exactly what's best for your back and adapts itself perfectly. So feet up, stress level down. Close your eyes and let the curtain be raised – to reveal the most deeply relaxing masterpiece of organic design.

Licensed by Davis Furniture, USA.





THE RELAXATION LEVEL IS RISING.

This chair is not only ideal for the office – but for true sitting comfort, too. Its organic, almost wing-like lines and cosily angled sitting position make the ray lounge unbeatable when it comes to pure comfort. And when it doesn't get any better, the only thing is more of the same. For the absolute peak of relaxation, this high-backed chair combines ideally with the ottoman – a stool with the same beautifully designed lines.

ray lounge – always a true great, even when it's smaller – as it also comes with a slightly shorter back, making it ideal for private meetings in business and lounge areas.



CRONA LIGHT

ARCHIRIVOLTO



crona – for everyone who wants everything – a chair in the cafeteria, a couch in the hotel lounge or a stool at the bar. Please take a seat – in an incredible range of colours, shapes and functions.



A TREAT FOR THE EYES.

You can tell a good idea by the way it continually creates new options – like the corona light. Its shape and expressiveness make it an unmistakable member of the corona family. The matt plastic shells are visually designed to match the existing upholstered models and can be used with a variety of base frames. Together with the optional cushions, the new shells are available in a broad array of colours with the right shade for every interior. But it's not only the options it offers for optical variation that make corona light an ideally practical, comfortable eye-catcher for the hospitality and care sectors – it is also amazingly functional. corona light is easy to clean and its design and finishing effectively protect it from dirt and germs. The only thing that spreads will be the enthusiasm people have for this versatile chair.

A unique product –
mass-produced.





Not only practical, but flexible, too.
Particularly the design. Colours,
shapes and frames can all be com-
bined to suit your own personal taste.





This seat has a wide range of uses – with its spider frame that flows so energetically from the centre, it has long since found its place in more respectable circles.

FLEXI. BELLO!

Its multitude of outward forms makes corona light a genuine all-rounder. It always shows its best side at every occasion, in any premises and for every guest – although with its special 360° charisma, you never really know which side it will show next.



CRONA LIGHT BAR

ARCHIRIVOLTO



This crona makes an even bigger impact than the others – or at least a higher one. In fact, it positions you so that you're almost standing. A seat that lets you see more eye to eye – and just the right solution for those one-on-one meetings. Whether professional or private, casual or elegant – this seat is a great model for communication.

PRACTICAL CRONA!

We are not joking when we say that this chair can be stacked five high, but you're riding high when you sit on it – and very comfortably, too! With its identical design language, crona light bar has not only raised the sitting surface of the crona family, but also the standard for bar stools, as it features the very best characteristics for hospitality and bar areas. Whether chromed or colour-coated – crona light bar is easy to look after, hygienic and robust. The only question that remains is: what would you like to drink?



CRONA FELT

ARCHIRIVOLTO



A crona is always an innovative solution. And again we have this typical shell – the one you just love to relax in. This time it's an innovative non-woven variation.



NON-WOVEN IN TOP FORM.

We don't need to spend long describing its merits – as it leaves you more time to enjoy it.

The unusual feel of crona felt is due to its firm seat shell made of non-woven material. Pressed and moulded from polyester fibres to meet a broad variety of requirements – from the cafeteria, to the lounge, to the reception area. crona felt can be configured with a sled-based or a wooden frame – and the non-woven shell in four colours – light grey, frost, yellow or dark grey. The sled-based frame can be ordered in chrome or a range of powder-coated colours. And on request there is even something on top – a removable cushion.

CRONA LOUNGE

ARCHIRIVOLTO



A high seat to really lean back in. And that is just what you can do in this high-backed chair – a truly elegant complement to the crona family. Everyone agrees that crona lounge is unbelievably comfortable, although not everyone agrees about the colour – luckily! Its contrasting seat and cosy upholstery skilfully set it apart from other chairs.



SMART SHELL, SOFT CORE.

High back, fully upholstered – these are the new, high-backed versions of corona lounge. The first things you notice, of course, are the high, comfortable backrests of the armchairs and sofas. You can see them – but above all you can feel them. Both back and bottom feel really comfortable in this cosy seat and fall completely in love with it – and not just because the high back acts as an ideal room divider. With its contrasting colours along the high-quality seams, corona lounge playfully brings two different worlds of material together in one creation. And the armchair has all of that in common with its lovely adaptation, which offers enough space for two: the bench – as this sitting experience is something you will be really happy to share.



MAGNA

JEHS + LAUB



A lean all-rounder that offers a broad variety. Its diversity of designs makes magna suitable for a multitude of uses. Because it is stackable, it doesn't take up much space when not in use. However, once it is placed, it has everything it takes to fill a large room.




CHANGEABLE. STACKABLE. IRRESISTIBLE.

There is nothing it can't do – or rather, nowhere it can't be deployed. magna is suitable for use in the catering sector, in hospitals, in waiting rooms, in seminar and conference scenarios, or simply for providing seating in large halls.

It can be ordered in wood or as an upholstered version, with a chromed or a powder-coated frame, depending on requirements. There is also a plastic version, available in six different colours, which can be used for the frame as well to give it a monochrome look. Basically, there are no limits to your imagination – or to the range of uses for magna. Whether in hundreds in large halls or just a few in a small circle – for enjoyment, waiting or snacking – magna is an all-rounder that shines without dazzling.

It shines on
so many levels.





A highlight of magna is its intelligently designed, seamless connection to the back: a continuous steel tube invisibly connects all of the chair's components, which means it leaves practically no gaps where dirt, bacteria or germs can be deposited.




ONE FOR ALL AND ALL IN ONE.

What makes magna so unique? The fact that it comes in so many shapes and forms – from a monochrome, colourful version with soft upholstery to a classically elegant version in high-quality oak veneer with a chromed frame.

Incidentally, if by chance nobody is enjoying its perfect sitting qualities, up to five magnas can be stacked on top of each other.





TIMBER

JEHS + LAUB

People can hardly wait to spend some time waiting on this fine piece of furniture. For anything. For anyone. And sooner or later you get the picture – waiting is actually the new way to relax. timber will be a delight for your back as well, with its ergonomic shape that includes a lumbar support.





JUST TAKE A SEAT.

You will really love to sit on timber. Depending on the version, it offers space for up to five people – without compromising its lean, sporty design. The continuous moulded wood shell hovers on a minimalised, almost invisible frame with feet made of cast aluminium. And whether with or without armrests, padded or unpadded, it is a pleasant experience to spend time waiting on timber, particularly in foyers or at airports. Not only because it is a space where people come together, but also because it makes waiting a deeply relaxing experience – through and through.



TEAM

JEHS + LAUB

For preparation and differentiation. For dividing rooms and expanding horizons. For pinning on and breaking out – with team, everything is imaginable – everywhere and anytime.





A GOOD IDEA FOR YOUR BEST IDEAS.

team is a mobile wall-dividing system and presentation board – all in one. It is an able assistant for various types of meetings and presentations because it can be skilfully brought into play at any time. You can deploy the textile walls as a strong team partner with a pinboard, flip chart or screen, depending on how they are equipped. And, of course, simply as a room divider – for creating private meeting situations or pop-up offices in open-plan scenarios.

A true team player with an impressive presence – but doesn't mind playing a background role if called upon.



FINA FOLD

WOLFGANG C.R. MEZGER



A table as spontaneous as the conferences it makes possible. It rolls, it folds, it saves – both effort and space. fina fold is simply a quick-change artist that is always good to have in the store room – which doesn't need to be very big. Once it has been folded down, thanks to its flat foot stabiliser, fina fold takes up very little space. And another excellent point: the design of fina fold perfectly matches the fina conference and fina flex series.



A MAGIC TABLE WITH LOTS TO DISCOVER.

With just one move, you can get to know the advantages of fina fold, as it features not only aesthetic looks, but is also a highly functional piece of furniture. And that is easy to see – for instance its large castors, which guarantee stability and deftly handle slightly uneven surfaces with ease.

This folding table is therefore particularly suitable for spontaneously organised seminars or training sessions, where flexible and variable table arrangements are essential. fina fold – a practical accompanying element that is always on hand, even when large tables are needed – thanks to its integrated gas pressure suspension.

ARTEMIO

ROLAND SCHMIDT DESIGN

With its two open wings, it is always waiting to welcome you. Its high-quality upholstered backrest is an open invitation to lean back, switch off and dream. Sink steplessly into weightlessness and transform rough plaster into ink blot tests and waiting times into freedom.





STEPLESSLY HAPPY.

Before take-off, please adjust your seat to an upright position. Then you can do whatever you like, as artemo has an integrated, synchronous mechanism that can be steplessly adjusted in every position. Always exactly then when you feel most comfortable. The pleasant sitting experience is additionally enhanced by its broad wings, which create even more cosiness and make artemo an armchair that is ideally suitable for use in middle zones, lounges and executive offices.

So just lean back – either in fabric or in leather – you are now coming in to land in the comfort zone. artemo can also be ordered with a matching ottoman and side table.



PHENO

ROLAND SCHMIDT DESIGN



It's nice to stand at its back – and even nicer to rest your back on it: pheno. Here, the designers thought outside the box, but in a straightforward way. The thing you are bound to think whenever you sit back in pheno is how such a reduced design can provide such sheer comfort.

FLOATING ON AIR.

This practical chair has been designed for everyone who wants to put more swing into their lives. It's a cantilever that puts bounce into everything with its special suspension system, as unlike many other systems, this one is particularly elastic and specifically supports the current sitting position. Even more up to date is its modern, reduced design – with an all-round chromed backrest brace made of die-cast aluminium as a striking design characteristic.




HERO PLUS

ROLAND SCHMIDT DESIGN

hero plus continuously creates heroic moments. No matter how long an event goes on – hero plus remains steadfast. A chair that handles everything without getting upset. Because it collaborates. And uses the simplest solution to do so – the connection.





STANDS OUT WITHOUT BREAKING RANKS.

hero plus is a chair that stays in line – and still stands out. That's because of its intelligent connecting mechanism, which works both armrest to armrest or as a mutual linking system, and is therefore equipped to be panic-proof. An ideal solution for providing sufficient design options and ensuring there is perfect order in large halls. And when the chairs are no longer needed, their reduced stacking height is helpful, as up to 20 chairs can be stacked together.

hero plus: the chair that finds a space everywhere – and is easy to find, as it is optionally available with row and seat numbering.



4MORE

ROLAND SCHMIDT DESIGN



The rules of hide-and-seek are as follows: first you count down slowly, and then you start looking. With 4more it is exactly the other way around, as here you find what you're looking for and then you start slowly counting up – all the functions that you find when setting it up.



A FOLDING MIRACLE – WITH LOTS UNDERNEATH.

It's a real pity that you can't see its highlights, as the thin, almost invisible frame and the innovative folding mechanism remain hidden under the thin tabletop and don't reveal that this table is really a folding version. Despite its many functions, 4more retains its particularly lean, shapely silhouette.

It's hard to believe that after the table legs have been folded up that an extra stacking spacer emerges – enabling up to ten tables to be stacked on top of one another without a problem.



TECHNICAL
INFORMATION

halm	66
cellular	67
ray	69
ray table	70
ray lounge	72
crona light	74
crona light bar	76
crona felt	77
crona lounge	78
magna	79
timber	81
team	82
fina fold	84
artemo	87
pheno	89
hero plus	90
4more	92

HALM

Design: jehs+laub

STACKING CHAIRS

- Base parts of solid beech wood, clear lacquered, optionally available in solid oak wood, stained according to the oak standard range, matt lacquered
- Stackable
- Steel tube frame, lava coating, with plastic covering in selected colours
- Seat and back made of plastic in selected colours
- Non-upholstered or with seat liner
- Plastic gliders
- *Registered design*



Model	3852 Chair	3854/A Armchair
Total dimensions in cm (width/total depth/total height/ seat height)	50/54/82.5/46	58/56/82.5/46
Weight in kg	6.0	6.4

Seats and backs made of plastic are available in the following colours:

Lava	RAL 7021 FS
Stone	RAL 9002
Clay	RAL Design 100 50 05
Rust	RAL Design 040 40 50
Reed	Pantone 5625C
Dawn	Pantone 5425C

CELLULAR

Design: Archirivolto

UPHOLSTERED EASY CHAIR
AND UPHOLSTERED BENCH

- Butted individual feet made of steel tubes, coated in matt lava (RAL7021 FS), matt aluminium (RAL9006B) or matt white (RAL9016 FS)
- Upholstered seat and back
- Plastic gliders
- *Registered design*



Model

CE-0100
Upholstered easy chair

CE-0200
Upholstered bench


Total dimensions in cm
(width/total depth/total height/
seat height)

114/83/85/43

245/83/85/43

UPHOLSTERED EASY CHAIR AND
UPHOLSTERED BENCH WITH PANEL

- Butted individual feet made of steel tubes, coated in matt lava (RAL7021 FS), matt aluminium (RAL9006B) or matt white (RAL9016 FS)
- Upholstered seat and back
- Plastic gliders
- *Registered design*



Model

CE-1100
Upholstered easy chair
with panel

CE-2200
Upholstered bench
with panel

Total dimensions in cm
(width/total depth/total height/
seat height)

142/115/139/43

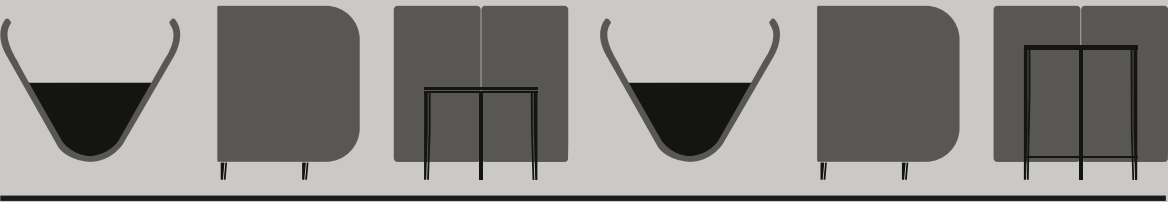
245/115/139/43

CELLULAR

Design: Archirivolto

WORK TABLE AND WORK TABLE
AT STANDING TABLE HEIGHT

- Butted steel tube frame, laminated in matt lava (RAL7021 FS), matt aluminium (RAL9006B) or matt white (RAL9016 FS)
- Table top in HPL SR 209 edelweiss or U231 slate grey, optionally available in the HPL of the standard range or oak veneer stained according to the oak standard range, matt lacquered
- Panel upholstered in one solid colour or in two tone (on-site installation)
- Plastic gliders
- *Registered design*



Model	CE-1070 Work table	CE-1080 Work table at standing table height
Total dimensions in cm (width/total depth/total height)	142/115/139	142/115/139
Table height in cm	74	108
Table size (B front edge x T) in cm	114 x 75	114 x 75

SIDE TABLE

- Butted steel tube frame, coated in matt lava (RAL7021 FS), matt aluminium (RAL9006B) or matt white (RAL9016 FS)
- Table top in HPL SR 209 edelweiss or U231 slate grey optionally available in the HPL of the standard range or oak veneer stained according to the oak standard range, matt lacquered
- Plastic gliders
- *Registered Design*



Model	CET-060 Side table
Table height in cm	67
Table size in cm	Ø 52

RAY

Design: jehs+laub

CONFERENCE CHAIR

- V-shaped seat support with direct connection to armrest support
- in polished die-cast aluminium, rotating, with Brunner RKA (radial kinetic activation)
- Seat shell made of plastic with flexible slats, fully encased in padding and upholstered
- Four-star base and gliders made of polished die-cast aluminium
- Optionally available with arm-cap upholstered in leather
- Optionally available with chromed frame, gliders and armrests
- Optionally available with frame, gliders and armrests coated in matt lava (RAL 7021FS) or matt white (RAL 9016FS)
- Plastic gliders
- *Registered design*



Model	9252/A
Total dimensions in cm (width/total depth/total height/ seat height)	61/59/87/46
Weight in kg	15.0






RAY TABLE

Design: jehs+laub

CONFERENCE TABLE WITH
FIRMLY POSITIONED INDIVIDUAL LEGS

- Table legs in polished die-cast aluminium, optionally available coated in matt lava (RAL7021FS), matt white (RAL9016FS) or chromed
- Inner side with end-to-end groove for accommodating the optional cable guide rail
- HPL table surface, optionally available with **crosswise** oak stained according to the oak standard range, matt lacquered or **crosswise** American Walnut veneer, matt lacquered
- Table top fastened via embedded screw bushings
- Plastic gliders, black
- *Parts not installed, includes installation material and packaging*



Model	9310			
Table top	Block board		MDF table top	
Edge	ABS/BK		CRK*	
Table height in cm	74		74	
Table top thickness in mm	30		30	
	<div><div></div><div></div><div></div><div></div><div></div></div>			
Table top shapes	Circle 9310/1	Square 9310/0	Arch 9310/9	Plectrum 9330/9
Dimensions in cm	Ø 100 (3 table legs) Ø 130 (4 table legs)	120 x 120	130 x 130	Side length 120 (3 table legs)

*Edge lacquered matching table top surface (HPL)
or stained (veneer) matching table top surface

RAY TABLE

CONFERENCE TABLE SET

Design: jehs+laub

- Under-frame consisting of a number of table legs matched to the frame size, in polished die-cast aluminium, inside with end-to-end groove for accommodating the optional cable guide rail and a visible traverse under-frame made out of special rectangular profile tube
 - Optionally with folding down cable channel, coated in matt lava (RAL 7021FS)
 - Table legs optionally available in matt lava (RAL 7021FS), matt white (RAL9016FS) or chromed
 - Special rectangular profile cross frame, coated in matt lava (RAL 7021 FS)
- Special rectangular profile longitudinal frame, coated in matt lava (RAL 7021 FS)
 - Plastic gliders, black
 - HPL table surface, optionally available with **crosswise** oak veneer stained according to the oak standard range, matt lacquered or **crosswise** American Walnut veneer, matt lacquered
 - Table top fastened via special plastic angle embedded screw bushings
 - Caution: HPL crosswise wood decór veneer available only up to a table length of 200 cm!
- *Parts not installed, includes installation material and packaging*



Model	9312	
Table top	Block board	MDF table top
Edge	ABS/BK	CRK*
Table height in cm	74	74
Table top thickness in mm	30	30

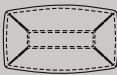
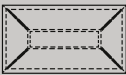


Table top shapes	Circle	Square	Rectangle	Arch	Plectrum
	9312/1	9312/0	9312/0	9312/9	9332/9
Dimensions in cm	Ø 200	190 x 190	220 x 120** 300 x 120** 380 x 120 (2 piece)	200 x 200 220 x 130** 300 x 130** 380 x 130 (2 piece)	Side length 180 (3 table legs)

* Edge lacquered matching table top surface (HPL) or stained (veneer) matching table top surface
** HPL wood decór only available with lengthwise decór pattern

Cable lids

E5010
Lid made of leather, round
The colours of the Brunner torro leather collection are available
Dimensions: Ø 270 mm

E5020
Lid made of leather, rectangular
The colours of the Brunner torro leather collection are available
Dimensions: 300 x 210 mm

RAY LOUNGE LOUNGE CHAIR

Design: jehs+laub

- Four-star base in polished die-cast aluminium
 - Optionally coated in matt lava (RAL 7021FS) or matt white (RAL 9016FS)
 - Rotating, optionally available with self-return mechanism
- Fully upholstered seat shell, single-colour
 - Optionally available in two colours, with Kvadrat Hallingdal 65 in the seat area and inner sides and back in torro leather
 - Plastic gliders



Model	9243
Total dimensions in cm (width/total depth/total height/ seat height)	72.5/77.5/73/40
Weight in kg	18.5

LOUNGE CHAIR WITH HIGH BACK

- Four-star base in polished die-cast aluminium
 - Optionally coated in matt lava (RAL 7021FS) or matt white (RAL 9016FS)
 - Rotating, optionally available with self-return mechanism
 - Fully upholstered seat shell, single-colour
- Optionally available in two colours, with Kvadrat Hallingdal 65 in the seat area and inner sides and back in torro leather
 - Optionally available attached neck cushion, tightly sewn
 - Plastic gliders



Model	9241
Total dimensions in cm (width/total depth/total height/ seat height)	80.5/92.5/98/40
Weight in kg	22.0

RAY LOUNGE OTTOMAN

Design: jehs+laub

- Four-star base in polished die-cast aluminium
- Optionally coated in matt lava (RAL 7021FS) or matt white (RAL 9016FS)
- Fixed
- Fully upholstered
- Plastic gliders



Model	9247
Total dimensions in cm (width/total depth/total height/ seat height)	60/48/38
Weight in kg	7.5

CRONA LIGHT

Design: Archirivolto

PLASTIC SHELL CHAIR

- Plastic shell made of polypropylene in selected colours, optionally available with loose seat cushion



Model	6301 Central foot with four individual foot extensions Butted steel tube, chromed, rotating, with plastic gliders	6303 Central foot with four individual foot extensions Butted steel tube, chromed, non-rotating, universal wheels, without brake	6304 Four-legged frame Chromed steel tube or coated in selected colours, stackable, plastic gliders	6305 Sled-base frame Chromed solid steel or coated in selected colours, non-stackable, without gliders	6307 Four-legged frame Bonded laminated beech wood, clear lacquered, optionally available with bonded laminated oak wood, stained according to the oak standard range, matt lacquered, plastic gliders
Dimensions in cm (width/total depth/total height/ seat height)	51/53/83/46	51/53/83/46	52/52/83/46	52/52/83/46	52/52/83/46
Weight in kg	7.2	6.7	6.4	7.3	6.3

Plastic shell is available in the following colours:

lava	RAL 7021 FS
stone	RAL 9002
aqua	RAL Design 200 60 20
black cherry	similar to RAL 3005
lemongrass	RAL Design 110 60 30
melon	Pantone 459C
fog	RAL Design 200 80 05

Frame of model 6304 and 6305 is available in the following coating colours:

lava	RAL 7021 FS
stone	RAL 9002
aqua	RAL Design 200 60 20
black cherry	similar to RAL 3005
lemongrass	RAL Design 110 60 30
melon	Pantone 459C
fog	RAL Design 200 80 05

CRONA
LIGHT

Design: Archirivolto

PLASTIC SHELL CHAIR

- Plastic shell made of polypropylene with integrated armrests, optionally available with loose seat cushion



Model

6311/A Central foot with four individual foot extensions Butted steel tube, chromed, rotating, with plastic gliders	6313/A Central foot with four individual foot extensions Butted steel tube, chromed, non-rotating, universal wheels, without brake	6315/A Sled-base frame Chromed solid steel or coated in selected colours non-stackable, without gliders	6317/A Four-legged frame Bonded laminated beech wood, clear lacquered, optionally available with bonded laminated oak wood, stained according to the oak standard range, matt lacquered, plastic gliders
Dimensions in cm (width/total depth/total height/ seat height)	61/53/83/46	61/53/83/46	61/52/83/46
Weight in kg	7.3	6.8	8.4

Plastic shell is available in the following colours:

lava	RAL 7021 FS
stone	RAL 9002
aqua	RAL Design 200 60 20
black cherry	similar to RAL 3005
lemongrass	RAL Design 110 60 30
melon	Pantone 459C
fog	RAL Design 200 80 05

Frame of model 6315/A is available in the following coating colours:

lava	RAL 7021 FS
stone	RAL 9002
aqua	RAL Design 200 60 20
black cherry	similar to RAL 3005
lemongrass	RAL Design 110 60 30
melon	Pantone 459C
fog	RAL Design 200 80 05

CRONA

LIGHT BAR

BAR STOOL WITH PLASTIC SHELL

Design: Archirivolto

- Plastic shell made of polypropylene in selected colours, optionally available with loose seat cushion



Model	6308	6309
	Sled-base frame	Four-legged frame
	Chromed steel tube, or coated in selected colours, stackable, without gliders	Chromed steel tube, or coated in selected colours, stackable, plastic gliders
Dimensions in cm (width/total depth/total height/ seat height)	54/55/106.5/77	54/55/106.5/77
Weight in kg	8	7

Plastic shell is available in the following colours:

lava	RAL 7021 FS
stone	RAL 9002
aqua	RAL Design 200 60 20
black cherry	similar to RAL 3005
lemongrass	RAL Design 110 60 30
melon	Pantone 459C
fog	RAL Design 200 80 05


Frame models, 6308 and 6309, available in the following coating colours:

Lava	RAL 7021 FS
Stone	RAL 9002
Aqua	RAL Design 200 60 20
Black cherry	similar to RAL 3005
Lemongrass	RAL Design 110 60 30
Melon	Pantone 459C
Fog	RAL Design 200 80 05

CRONA FELT FORM FLEECE CHAIR

Design: Archirivolto

- Shell made of non-woven polyester in selected colours, optionally available with loose seat cushion
- *Registered design*



Model

6325/A
Sled-base frame
Chromed solid steel or coated in lava or stone, non-stackable, without gliders

6327/A
Four-legged frame
Bonded laminated beech wood, clear lacquered, optionally available with bonded laminated oak wood, stained according to the oak standard range, matt lacquered, non-stackable, plastic gliders

Dimensions in cm
(width/total depth/total height/
seat height)

64/54/82/46

64/54/82/46

Weight in kg

7.9

6.3

Colours of form fleece:

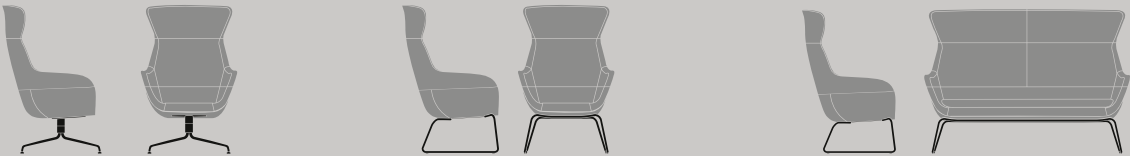
frost	similar to RAL 200 80 05
yellow	similar to RAL 1012
light grey	similar to RAL 000 80 00
dark grey	similar to RAL 7026

CRONA
LOUNGE

Design: Archirivoltò

LOUNGE CHAIR AND SOFA
WITH HIGH BACK

- Upholstered high-back chair shell with integrated ear cushions and armrests, loose seat cushions in assorted upholstery variants, plastic gliders



Model	6381/AH Central foot with four individual foot extensions Butted steel tube, chromed, rotating, with plastic gliders	6385/AH Sled-base frame Chromed solid steel, non-stackable, without gliders	6386/AH Sled-base frame Chromed solid steel, non-stackable, without gliders
Dimensions in cm (width/total depth/total height/ seat height)	78/79/115/43	78/79/115/43	165/79/115/43
Weight in kg	17.4	18.3	36.2



Model	6387/AH Four-legged frame Bonded laminated beech wood Clear lacquered, optionally available with bonded laminated oak wood, stained according to the oak standard range, matt lacquered, plastic gliders	6388/AH Four-legged frame Bonded laminated beech wood Clear lacquered, optionally available with bonded laminated oak wood, stained according to the oak standard range, matt lacquered, plastic gliders
Dimensions in cm (width/total depth/total height/ seat height)	78/79/115/43	165/79/115/43
Weight in kg	15.1	32.3

MAGNA

Design: jehs+laub

STACKING CHAIRS

- Frame with four feet with and without armrests, in round-section steel tubing, chromed
 - Optionally available with frame coated in lava, stone, clay, autumn, lime, dawn
 - **Seat and back in moulded beech plywood with crosswise veneer**, clear lacquered, optionally available with face veneer in oak, stained according to the oak standard range, matt lacquered
 - Non-upholstered, with seat upholstery or with seat and back upholstery
- Non-visible back connection
 - Optionally available with plastic arm-cap in selected colours or arm-cap in beech clear lacquered or stained according to the standard range or in oak, stained according to the oak standard range, matt lacquered
 - Plastic gliders
 - *Registered design*



Model	4002 Chair Non-upholstered	4002/A Armchair Non-upholstered	4012 Chair Seat upholstery
Total dimensions in cm (width/total depth/total height/ seat height)	52/55/82/45	59/55/82/45	52/55/82/46
Weight in kg	6.7	7.8	6.9



Model	4012/A Armchair Seat upholstery	4022 Chair Seat and back upholstery	4022/A Armchair Seat and back upholstery
Total dimensions in cm (width/total depth/total height/ seat height)	59/55/82/46	52/55/83/46	59/55/83/46
Weight in kg	8.0	7.0	8.1

MAGNA

STACKING CHAIRS

Design: jehs+laub

- 4-legged frame with and without armrests, in round-section steel tubing, chromed
 - Optionally available with frame coated in lava, stone, clay, autumn, lime, dawn
 - **Seat and back made of plastic polypropylene in selected colours**
- Non-upholstered or with seat upholstery
 - Non-visible back connection
 - Optional plastic arm cap in selected colours
 - Plastic gliders
 - *Registered design*



Model	4006 Chair Non-upholstered	4006/A Armchair Non-upholstered	4016 Chair Seat upholstery	4016/A Armchair Seat upholstery
Total dimensions in cm (width/total depth/total height/ seat height)	52/55/82/45	59/55/82/45	52/55/82/46	59/55/82/46
Weight in kg	6.1	7.2	6.3	7.4

Plastic seat, back and arm caps are available in the following colours:

Lava	RAL 7021 FS
Stone	RAL 9002 FS
Clay	RAL design 100 50 05
Autumn	pantone 723C
Lime	pantone 7745C
Dawn	pantone 5425C

TIMBER

Design: jehs+laub

BENCH

- Base parts in polished cast aluminium, optionally coated in matt white (RAL 9016FS), matt lava (RAL 7021FS) or matt aluminium (RAL 9006B)
 - V-shaped steel panel cross beam, powder-coated in matt aluminium (RAL 9006B) or optionally coated in matt white (RAL 9016FS) or matt lava (RAL 7021FS)
 - One-piece shaped wood shell in oak with crosswise veneer stained according to the oak standard range, matt lacquered or white HPL with clear lacquered edge
- Non-upholstered or with through liner, separated per seat, back area divided
 - Optional armrests available in oak, stained according to the oak standard range, matt lacquered or white HPL, non-visible bolt connections
 - Non-slip gliders
 - *Registered design*



Model


TI300
Triple combination

TI400
Quadruple combination

Total dimensions in cm
(width/total depth/total height/
seat height)

184/68/81/41.5

242/68/81/41.5



Model

TI500
Quintuple combination

Total dimensions in cm
(width/total depth/total height/
seat height)

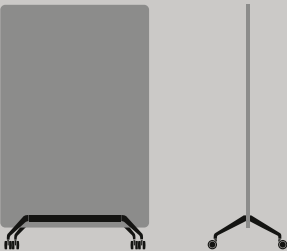
300/68/81/41.5

TEAM

Design: jehs+laub

MOBILE ROOM DIVIDING SYSTEM

- Ultralight panel covered with fabric
- Foot extension in die-cast aluminium, polished or coated in matt lava (RAL 7021FS), matt aluminium (RAL 9006B) or matt white (RAL 7021FS)
- Cross cover, chromed or coated in matt lava (RAL 7021FS), matt aluminium (RAL 9006B) or matt white (RAL 9016FS)
- Four wheels, lockable, suitable for carpeted floors



Model

TE100
Version with cover fabric
Fabrics from fabric groups 1, 2, 6

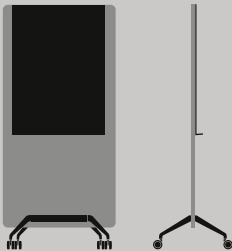
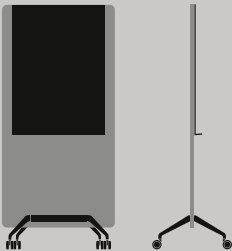
Dimensions (H x W) in cm
Panel dimensions (H x W) in cm

150 x 90 / 133.5 x 90
150 x 120 / 133.5 x 120
195 x 90 / 178.5 x 90
195 x 120 / 178.5 x 120

TEAM

Design: jehs+laub

ACCESSORIES

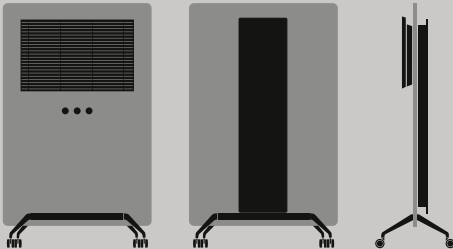
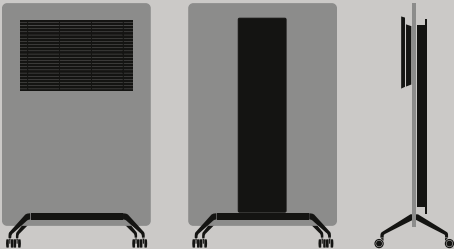


Flipchart

in 100 cm x 70 cm (H x W), formed from one piece of sheet metal, to be installed in the various basic models, coated in matt aluminium (RAL 9006B), matt lava (RAL 7021FS) or matt white (RAL 9016FS)

Whiteboard

in 100 cm x 80 cm or 100 cm x 110 cm (H x W), formed from one piece of sheet metal, to be installed in the various basic models, coated in glossy white, suitable for use with standard whiteboard markers



Electrification variant 1

For 150 x 120 cm and 195 x 120 cm panels

Cable channel on the back with vertical flap, suitable for on-site installation of mini PCs, playback devices etc. (inside dimensions: 270 mm width, 70 mm depth); screen (suitable for screens up to 40 inches (for 150 x 120 cm panel) or screens up to 50" (for 195 x 120 cm panel)) and screen holder (not included in the scope of delivery) can be installed on site with standard wood screws (screw-in depth 25 mm); feedthrough from cable duct to front side, including 4-socket power strip in the cable duct, includes 3 m cable

Electrification variant 2

For 150 x 120 cm and 195 x 120 cm panels

Additional equipment for variant 1: Front panel with 2 x 230 V and 1 x HDMI/USB includes 2 m HDMI cable and 1 m USB cable for screen connection; screen (suitable for screens up to 40" (for 150 x 120 cm panel) or screens up to 50" (for 195 x 120 cm panel)) and screen holder (not included in the scope of delivery)

FINA FOLD NESTING TABLE

Design: Wolfgang C.R. Mezger

- Flat foot extension in polished, die-cast aluminium
 - Round-section steel tube supporting column, chromed
 - Chromed crossbeam and trip rod
 - **Folding table top**, one hand mechanism
- HPL table top surface, optionally available with oak veneer, **lengthwise veneer**, stained according to the oak standard range, matt lacquered or American Walnut veneer, **lengthwise veneer**, matt lacquered
 - Table top underside matches table top surface
 - Assorted edge designs
 - Four wheels, lockable, suitable for carpeted floors



Model	6990/0		
Edge	ABS/BK/BKP/KS*	CRK framed*	CRK long edged **
Table height in cm	74	74	74
Table top thickness in mm	30	30	30



Table top shape	Rectangle			Rectangle			Rectangle		
Dimensions in cm	160/80	160/90	160/100	160/80	160/90	160/100	160/80	160/90	160/100
	180/80	180/90	180/100	180/80	180/90	180/100	180/80	180/90	180/100
	200/80	200/90	200/100	200/80	200/90	200/100	200/80	200/90	200/100

* Edge lacquered matching table top surface (HPL) or stained matching table top surface (veneer)
** ABS/BK on short side, edge lacquered (HPL) or stained (veneer) according to table top surface

FINA FOLD

MODESTY PANEL

Design: Wolfgang C.R. Mezger

Panel for model fina fold 6990

- Free-hanging panel, swings downward when table top is folded down
- Panel not removable



Model

Wood panel 6908

8 mm MDF, height 20 cm, laminated with HPL on both sides, without additional edge band
Slightly blunted edge surface varnished to match or stained, optionally available with oak veneer stained according to the oak standard range, matt lacquered or American walnut veneer, matt lacquered

Net panel 6909

Frame made of flat steel overlaid with runner mesh material, black

Table top thickness

8 mm MDF

12 mm

Table top surface

HPL or veneer

Mesh


For table size	Panel length/Panel height
160 x 80/90/100 cm	158 cm/20 cm
180 x 80/90/100 cm	178 cm/20 cm
200 x 80/90/100 cm	198 cm/20 cm

For table size	Panel length/Panel height
160 x 80/90/100 cm	158 cm/20 cm
180 x 80/90/100 cm	178 cm/20 cm
200 x 80/90/100 cm	198 cm/20 cm

FINA FOLD NESTING TABLE

Design: Wolfgang C.R. Mezger

- Flat foot extension in polished die-cast aluminium
 - **Double column** in round-section steel tube, chromed
 - Chromed cross frames
 - Chromed crossbeam and trip rod
 - **Folding table top**, with gas pressure spring to assist with opening and closing and for drop protection
- HPL panel surface, optionally available with oak veneer, **lengthwise veneer**, stained according to the oak standard range, matt lacquered or American Walnut veneer, **lengthwise veneer**, matt lacquered
 - Table top underside matches table top surface
 - Various edge designs
 - Four wheels, lockable, suitable for carpeted floors



Model	6991/0		
Edge	ABS/BK/BKP/KS*	CRK framed*	CRK long edged**
Table height in cm	74	74	74
Table top thickness in mm	30	30	30



Table top shape	Rectangle		Rectangle		Rectangle	
Dimensions in cm	200/120	200/140	200/120	200/140	200/120	200/140
	220/120	220/140	220/120	220/140	220/120	220/140
	240/120	240/140	240/120	240/140	240/120	240/140

* Edge lacquered matching table top surface (HPL) or stained matching table top surface (veneer)
** ABS/BK on short side, edge lacquered (HPL) or stained (veneer) according to table top surface

ARTEMO

Design: Roland Schmidt Design

HIGH-BACK CHAIRS/RECLINER CHAIRS

- Armchair, rotating
- With synchronous adjustment of seat and back
- Adjustable into any position
- Aluminium four-star base with four polished cross beams
- Chair with Nosag supporting springs
- The seat and back are made of high quality moulded foam, fully upholstered for perfect sitting comfort
- Plastic gliders



Model

9932/A
High-back chair

Total dimensions in cm
(width/total depth/total height/seat height)

77/84/120/42

Weight in kg

36

OTTOMAN

- Aluminium four-star base with four polished cross beams
- Stool made of high-quality moulded foam, fully upholstered for perfect comfort
- Plastic gliders



Model

9937
Ottoman

Total dimensions in cm
(width/total depth/total height/
seat height)

60/52/42/42

Weight in kg

10

ARTEMO

Design: Roland Schmidt Design

COFFEE TABLE

- Aluminium four-star base with four polished cross beams
- Table top surface of HPL or oak veneer, stained according to the oak standard range, matt lacquered
- Plastic gliders



Model	9939	
Edge	JLK	JLK
Table height in cm	37	37
Table top surface	HPL/oak veneer, stained according to the oak standard range, matt lacquered	HPL/oak veneer, stained according to the oak standard range, matt lacquered
Table top shape	Circle 9939/1	Soft square 9939/0
Dimensions in cm	Ø 70	65/65

PHENO

Design: Roland Schmidt Design

CANTILEVER CHAIR

- Ø 22 mm steel tube frame, chromed
 - Optionally coated in matt lava (RAL 7021FS) or matt white (RAL 90016FS)
 - Die-cast aluminium backrest brace, chromed
- Fully upholstered shell with steel tube support frame with support springs
 - Plastic arm-cap, black or optionally in oak, stained according to the oak standard range, matt lacquered
 - Without gliders



Model	1076/A Stackable	1077/A Non-stackable
Total dimensions in cm (width/total depth/total height/seat height)	56/60.5/89/46	56/60.5/89/46
Weight in kg	10.0	10.0

HERO PLUS VERTICAL STACKING CHAIR

Design: Roland Schmidt Design

- Vertical stacking chair with or without armrests
 - Bright chromed four-legged frame with new integrated row linking device for optionally setting up the chair-chair/chair-armchair/armchair-armchair
 - Armrests of plastic black
 - MFE plus multifunctional element, plastic in black
- Armrests and MFE plus multifunctional element **in white plastic only on request**
 - Plastic gliders
 - Optionally with panic-proof row connection
 - *Registered design*



Model	4608 Chair	4608/A Armchair
Total dimensions in cm (width/total depth/total height/seat height)	51/57*/45	59/57*/45
Weight in kg	5.8	6.8

* Total height please refer to seat shells

Axial dimensions in cm	Chair-chair set-up	Armchair-chair set-up	Armchair-armchair set-up
	50.5	53.5 (averaged axial dimension)	58.5

Stacking dimensions	10 chairs as an upright stack	15 chairs as an upright stack	20 chairs as an upright stack
Chairs without arm rests (W/D/H in cm)	52/65/160	52/67.5/200	52/70/240
Armchairs (W/D/H in cm)	62/65/160	62/67.5/200	62 /70/240

HERO PLUS

Design: Roland Schmidt Design



Shell	62 Seat shell made of bonded laminated beech wood shaped in three dimensions by the Hydroplus process, with flattened edge , clear lacquered, hidden attachment	60 Seat shell made of bonded laminated beech wood with straight back top edge, clear lacquered	60-HPL Seat shell made of bonded laminated beech wood with angular back top edge. Laminated with HPL in the colours white, medium grey (U036), slate grey (U231), graphite black (U007) (through liner and grip hole are not available), natural edge.
Upholstery variants	Non-upholstered Seat liner made of non-woven material in anthracite, removable without tools Seat liner or seat and back liner	Non-upholstered Seat liner 1 (rounded) or 2 (angular) Seat and back liner (Seat liner 1 rounded or 2 angular)	Non-upholstered Seat liner 1 (rounded) or 2 (angular) Seat and back liner (Seat liner 1 rounded or 2 angular)
Total height in cm	84	85	85



Shell	61 Seat shell made of bonded laminated beech wood with rounded back top edge, clear lacquered	61-HPL Seat shell made of bonded laminated beech wood with rounded back top edge. Laminated with HPL in the colours white, medium grey (U036), slate grey (U231), graphite black (U007) (through liner is not available), natural edge.
Upholstery variants	Non-upholstered Seat liner 1 (rounded) or 2 (angular) Seat and back liner (Seat liner 1 rounded or 2 angular)	Non-upholstered Seat liner 1 (rounded) or 2 (angular) Seat and back liner (Seat liner 1 rounded or 2 angular)
Total height in cm	84	84

4MORE

Design: Roland Schmidt Design

FOLDING TABLE WITH FOUR FEET

- Chromed frame, consisting of two base parts made of round-section steel tubes with a diameter of 35 mm, seamlessly laser cut and welded to the cross frame made of rectangular-section tube
 - Optional base parts coated in matt aluminium (RAL 9006B), black (RAL 9005F) or matt white (RAL 9016FS)
 - Release lever, anodized aluminium
- Folding table bearing made of die-cast aluminium
 - Black plastic stacking bumpers embedded flush in folding table bearing swivel into stacking position automatically when the side parts are folded in
 - Longitudinal frame made of anodized aluminium
 - Various table top or edge designs
 - Table top surface of HPL or oak veneer, stained according to the oak standard range, matt lacquered
 - Adjustable plastic gliders

• *Registered design*



Model	2920			
Edge	ABS/BK	ABS FLOW 20 (black or white)	BK FLOW 20	BKM Not possible in combination with oak veneer
Table height in cm	74	74	74	74
Table top thickness in mm	20	20	20	20
Table top surface	HPL/oak veneer, stained according to the oak standard range, matt lacquered	HPL/oak veneer, stained according to the oak standard range, matt lacquered	HPL/oak veneer, stained according to the oak standard range, matt lacquered	HPL



Table top shapes	2920/0 Rectangle		
Dimensions in cm	120 x 70	120 x 80	120 x 100
	140 x 70	140 x 80	140 x 100
	160 x 70	160 x 80	160 x 100
	180 x 70	180 x 80	180 x 100
	200 x 70	200 x 80	200 x 100



Model

Wood panel 2903
Laminated with HPL on both sides, without additional edge band, slightly blunted edge, varnish matched to surface
optionally available with oak veneer, stained according to the oak standard range, matt lacquered

Panel thickness in mm

10 mm MDF

For table size
120 cm
140 cm
160 cm
180 cm
200 cm

Panel length/Panel height
108.5 cm/40 cm
128.5 cm/40 cm
148.5 cm/40 cm
168.5 cm/40 cm
188.5 cm/40 cm

Company headquarters Germany
Brunner GmbH

Im Salmenkopf 10
D-77866 Rheinau

T. +49 7844 402 0
F. +49 7844 402 800
info@brunner-group.com

Managing Directors:
Helena Brunner, Rolf Brunner,
Dr Marc Brunner

Subsidiary in the United Kingdom
Brunner UK Limited

62–68 Rosebery Avenue
UK-London EC1R 4RR

T. +44 20 7309 6400
F. +44 20 7309 6401
sales@brunner-uk.com

Subsidiary in Switzerland
Brunner AG

Gewerbestrasse 10
CH-3322 Schönbühl

T. +41 319 32 22 32
F. +41 319 32 22 64
info.ch@brunner-group.com

Subsidiary in France
Brunner SAS

Siège social . 16, rue du Ried
F-67720 Weyersheim

T. +33 38 86 81 314
F. +33 38 86 81 056
france@brunner-group.com

www.brunner-group.com